

Scaled data based on original data using
LM-79-08 Approved Method: Electrical and Photometric Measurements of Solid-
State Lighting Products

Test Report Prepared for
Cooper Lighting Solutions
(formerly Eaton)

Brand: STREETWORKS

Report Number: P253883

Luminaire Tested: **LXF.LXT-AF24-70-D-U-T4W**

Issue Date: 3/3/2020

Test Information

Test Method: LM-79-08
Report Number: P253883
TEST IS SCALED FROM IESNA LM-79-08 TEST DATA (G2-1806-803-12-90°)
Test Lab: INNOVATION CENTER(G2)
Issue Date: 3/3/2020
Manufacturer: COOPER LIGHTING SOLUTIONS (FORMERLY EATON)
Product Line: STREETWORKS
Catalog Number: LXF.LXT-AF24-70-D-U-T4W
Description: DECORATIVE POST TOP LUMINAIRE
(1) 70 CRI, 4000K, 930mA LIGHT ENGINE WITH 24 LEDS AND TYPE IV WIDE OPTICS
PHOTOMETRIC DATA REPORTED FOR LOWER HEMISPHERE ONLY. MINIMAL LIGHT IN
UPPER HEMISPHERE NOT REPORTED TO PROVIDE RELEVANT COMPARISON TO
COMPETITIVE OFFERINGS.
Light Source: -
Ballast/Driver: ELECTRONIC DRIVER

Summary

Lumens per Lamp: N/A
Luminaire Lumens: 7471.6 lumens
Efficiency: N/A
Efficacy: 101.0 lumens/watt
Luminous Opening: Rectangular (W 1.17' x L: 1.17' x H: 0')
IES Classification: Type IV - Medium - Non-Cutoff
BUG Rating: B2 - U0 - G2

Input Watts (W): 74
Input Voltage (V): NR
Input Current (Ain): NR
Voltage Rise (V): NR
Power Factor: NR
Total Harmonic Distortion (THDi): NR
Frequency (hertz): 60
Stabilization Time: NR
Operation Time: NR
Ambient Temperature (°C): NR
Test Distance: 28.75 FT

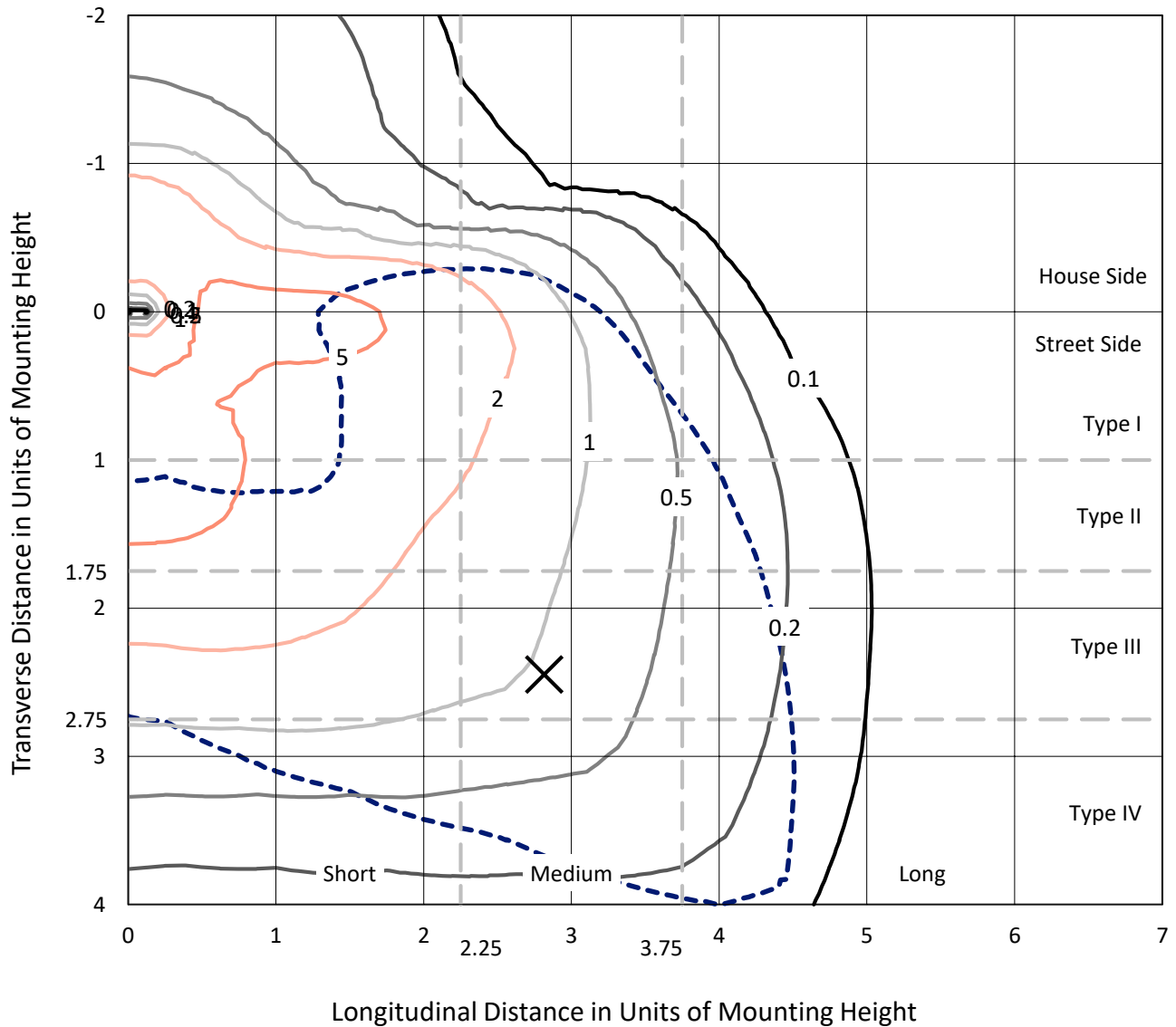


REPORT NUMBER: P253883

CATALOG NUMBER: LXF.LXT-AF24-70-D-U-T4W

Iso-Footcandle Lines of Horizontal Illumination

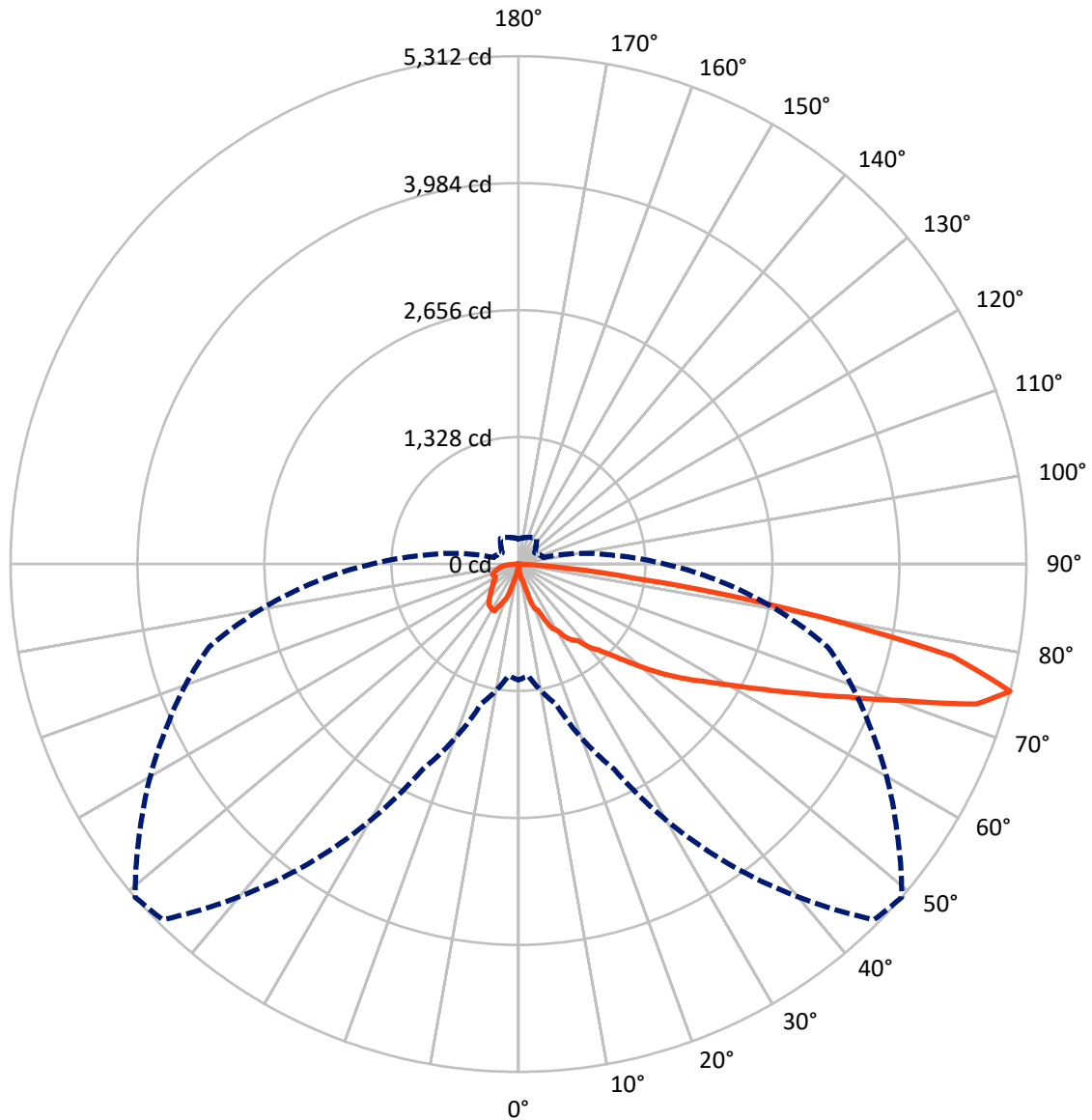
× Max cd
 - - - 1/2 Max cd



Based on 10 foot mounting height. Maximum calculated value = 9.3 fc
 Type IV - Medium - Non-Cutoff

REPORT NUMBER: P253883
CATALOG NUMBER: LXF.LXT-AF24-70-D-U-T4W

Luminous Intensity Polar Plot



— Vertical Plane Through 49-Deg Lateral - - - Horizontal Cone Through 75-Deg Vertical

REPORT NUMBER: P253883

CATALOG NUMBER: LXF.LXT-AF24-70-D-U-T4W

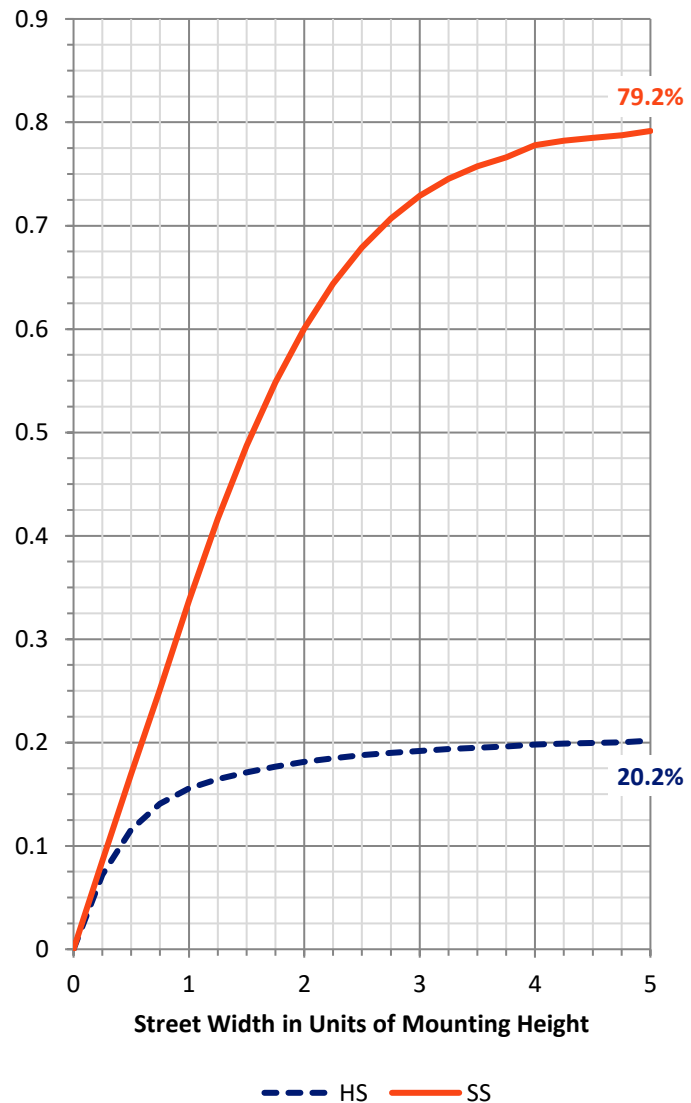
FLUX DISTRIBUTION:

		Downward	Upward	Total
House Side	Lumens	1543.0	0.0	1543.0
	% Fixture	20.7	0.0	20.7
Street Side	Lumens	5928.6	0.0	5928.6
	% Fixture	79.3	0.0	79.3
Total	Lumens	7471.6	0.0	7471.6
	% Fixture	100.0	0.0	100.0

ZONAL LUMENS:

Zone	Lumens	% Fixture
0°-10°	4.9	0.1
10°-20°	76.6	1.0
20°-30°	281.9	3.8
30°-40°	584.2	7.8
40°-50°	936.6	12.5
50°-60°	1492.4	20.0
60°-70°	2137.2	28.6
70°-80°	1723.8	23.1
80°-90°	234.1	3.1
90°-100°	0.0	0.0
100°-110°	0.0	0.0
110°-120°	0.0	0.0
120°-130°	0.0	0.0
130°-140°	0.0	0.0
140°-150°	0.0	0.0
150°-160°	0.0	0.0
160°-170°	0.0	0.0
170°-180°	0.0	0.0
0°-90°	7471.6	100.0
0°-180°	7471.6	100.0

Coefficient of Utilization



REPORT NUMBER: P253883

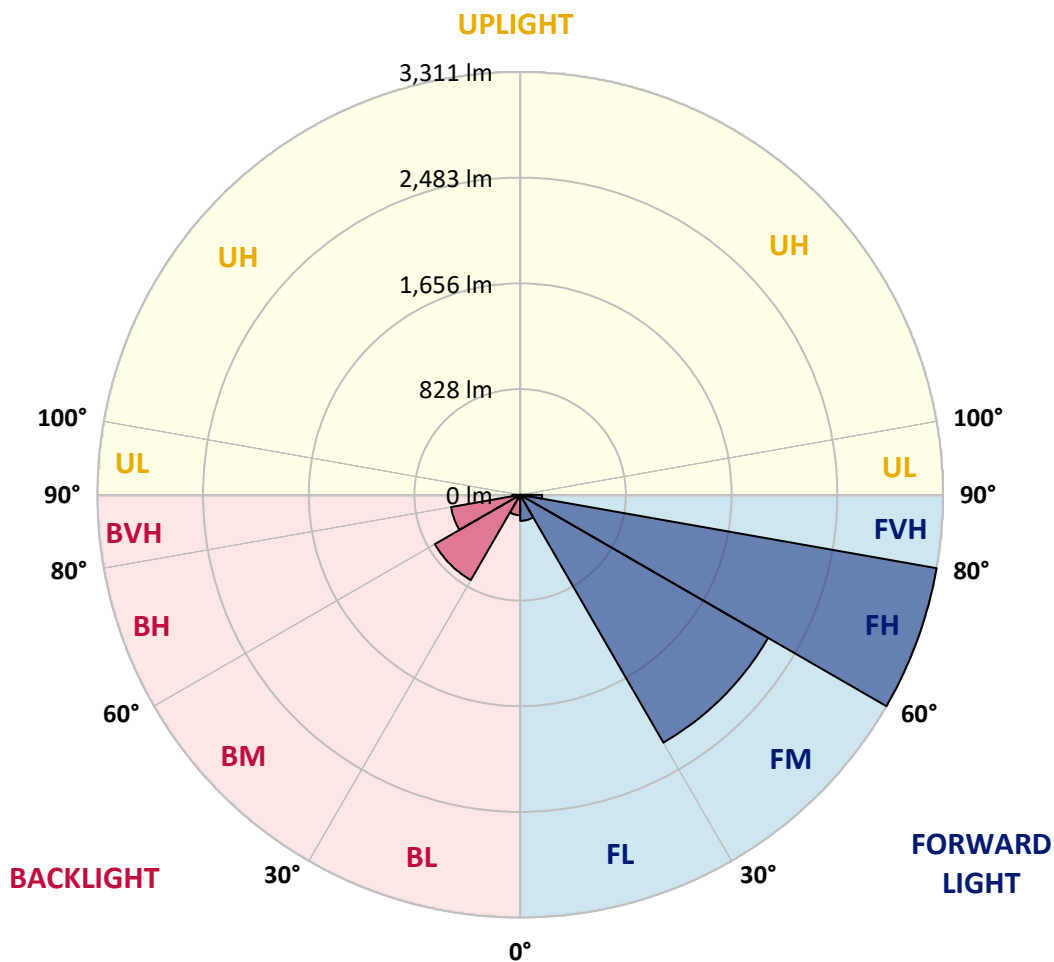
CATALOG NUMBER: LXF.LXT-AF24-70-D-U-T4W

LUMINAIRE CLASSIFICATION SYSTEM LUMEN TABLE AND BUG RATING:

Zone		Lumens	% Fixture	Zone Rating/Lumen Limit		
				B	U	G
FL	(0°-30°)	203.8	2.7			
FM	(30°-60°)	2241.5	30.0			
FH	(60°-80°)	3311.3	44.3			G2/5000
FVH	(80°-90°)	172.0	2.3			G2/225
BL	(0°-30°)	159.5	2.1	B1/500		
BM	(30°-60°)	771.7	10.3	B1/1000		
BH	(60°-80°)	549.8	7.4	B2/1000		G2/1000
BVH	(80°-90°)	62.1	0.8			G1/100
UL	(90°-100°)	0.0	0.0		U0/0	
UH	(100°-180°)	0.0	0.0		U0/0	

BUG Rating: B2-U0-G2

Type IV Medium





REPORT NUMBER: P253883

CATALOG NUMBER: LXF.LXT-AF24-70-D-U-T4W

CANDELA DISTRIBUTION (FULL):

	0°	5°	15°	25°	35°	45°	49°	55°	65°	75°	85°
0°	0.0	0.0	0.0	0.0	0.0	0.0	0.0	0.0	0.0	0.0	0.0
2.5°	0.0	0.0	0.0	0.0	0.8	0.8	0.8	0.8	0.8	1.7	0.8
5°	134.6	108.0	78.1	38.6	31.7	19.7	10.3	3.5	1.7	1.7	1.7
7.5°	162.0	160.3	157.7	156.0	148.3	135.4	84.0	30.0	6.9	2.6	1.7
10°	184.3	179.1	174.0	170.6	162.9	153.4	150.1	140.6	27.4	6.0	5.1
12.5°	354.0	351.5	339.5	217.8	185.2	168.1	165.4	159.5	120.0	41.1	43.7
15°	384.0	383.2	372.9	360.9	338.6	199.8	193.7	202.3	315.5	224.6	234.9
17.5°	439.8	437.2	409.8	381.5	366.0	397.7	412.4	375.5	348.0	259.7	262.3
20°	601.0	601.8	586.4	471.5	397.7	504.1	500.6	443.2	380.6	501.5	468.1
22.5°	619.0	617.2	606.9	583.0	641.2	526.3	525.5	507.5	555.5	577.8	529.8
25°	805.0	803.2	680.7	607.8	676.4	595.8	654.1	673.8	609.5	623.2	596.7
27.5°	829.0	827.3	816.1	786.1	702.1	773.2	762.9	710.6	764.7	828.1	818.7
30°	1037.3	980.7	862.4	844.4	807.5	805.0	809.3	831.6	888.9	851.3	889.9
32.5°	1140.2	1130.8	1093.8	961.9	894.2	854.7	917.3	941.2	915.5	1080.1	1146.1
35°	1499.3	1444.5	1240.4	1075.8	965.3	984.2	976.4	967.8	1105.9	1129.8	1229.3
37.5°	1850.0	1822.5	1662.2	1283.3	1061.3	1021.0	1019.3	1099.0	1149.6	1221.6	1310.7
40°	2083.1	2080.6	1969.1	1567.9	1202.7	1099.0	1147.0	1149.6	1210.5	1290.1	1409.3
42.5°	2301.7	2289.8	2226.2	1807.1	1434.2	1225.9	1229.3	1230.2	1265.3	1369.0	1538.8
45°	2420.0	2420.9	2444.0	2011.1	1644.2	1374.2	1353.6	1339.0	1371.6	1486.4	1730.8
47.5°	2558.9	2559.7	2577.7	2200.6	1838.9	1555.9	1516.5	1471.9	1498.5	1660.6	1986.3
50°	2711.5	2725.2	2717.5	2392.6	2042.8	1765.9	1706.0	1654.5	1693.1	1911.7	2312.0
52.5°	2931.0	2909.6	2862.4	2587.2	2288.0	1983.7	1915.1	1853.4	1956.3	2193.7	2677.2
55°	3075.8	3081.0	3045.0	2837.6	2509.2	2199.8	2117.4	2055.7	2258.1	2498.0	3109.3
57.5°	3214.7	3223.3	3256.8	3169.3	2837.6	2410.6	2320.6	2294.1	2602.6	2868.4	3602.2
60°	3323.6	3331.3	3431.6	3421.4	3117.0	2654.0	2576.1	2600.0	2941.3	3227.6	4079.7
62.5°	3329.6	3358.8	3561.9	3655.3	3395.6	2945.5	2890.7	2951.5	3288.5	3591.1	4493.7
65°	3025.3	3078.4	3573.1	3745.3	3701.6	3305.6	3261.9	3325.3	3660.5	3901.3	4720.9
67.5°	2814.3	2852.9	3340.8	3792.5	3978.6	3755.7	3707.7	3710.2	3976.8	4061.7	4722.7
70°	2637.8	2671.2	3105.0	3818.3	4283.7	4346.3	4276.0	4113.1	4207.4	4148.3	4318.9
72.5°	2198.0	2194.5	2590.6	3442.7	4426.0	5051.8	5009.0	4614.6	4327.4	3973.3	3393.8
75°	1213.0	1171.0	1516.5	2366.9	3825.9	5261.9	5312.4	4829.8	4064.3	3350.2	2127.7
77.5°	370.3	348.0	501.5	1005.6	2284.6	4452.6	4640.3	4132.8	3074.2	2111.5	1031.2
80°	169.7	170.6	227.2	360.9	930.2	2630.9	2892.4	2444.0	1640.8	979.9	432.9
82.5°	88.3	90.0	141.5	204.9	444.9	1033.9	1234.5	949.8	697.9	456.0	201.4
85°	43.7	43.7	72.0	110.6	250.3	285.5	365.2	333.5	323.2	228.9	77.1
87.5°	7.7	7.7	17.2	29.2	46.3	28.3	27.4	49.7	104.5	54.8	9.4
90°	0.0	0.0	0.0	0.0	0.0	0.0	0.0	0.0	0.0	0.0	0.0



REPORT NUMBER: P253883

CATALOG NUMBER: LXF.LXT-AF24-70-D-U-T4W

CANDELA DISTRIBUTION (continued):

	90°	95°	105°	115°	125°	135°	145°	155°	165°	175°	180°
0°	0.0	0.0	0.0	0.0	0.0	0.0	0.0	0.0	0.0	0.0	0.0
2.5°	0.8	0.8	0.0	0.0	0.0	0.0	0.0	0.0	0.0	0.0	0.0
5°	0.8	0.8	0.0	0.0	0.0	0.0	0.0	0.8	1.7	1.7	3.5
7.5°	1.7	0.8	0.8	0.8	1.7	4.3	36.8	114.1	120.0	122.5	127.8
10°	4.3	4.3	3.5	4.3	20.6	119.2	146.6	156.9	160.3	162.0	162.9
12.5°	59.1	51.5	37.7	18.8	111.4	156.0	160.3	167.2	174.0	178.3	198.0
15°	234.1	232.3	219.4	236.6	165.4	169.7	176.6	278.7	297.5	316.3	320.6
17.5°	258.9	256.4	252.9	309.4	326.6	281.2	285.5	316.3	322.3	329.2	330.9
20°	477.5	472.4	426.1	344.6	337.8	419.2	324.1	325.7	401.2	443.2	450.9
22.5°	526.3	521.2	483.4	502.4	407.2	435.5	420.9	435.5	476.6	487.7	491.2
25°	608.7	596.7	540.1	516.1	530.6	450.9	519.5	472.4	488.7	505.7	524.7
27.5°	829.0	822.1	743.3	601.0	530.6	560.7	522.9	538.4	601.8	630.0	634.3
30°	891.5	882.1	769.0	651.5	559.8	547.0	535.8	613.8	610.4	630.0	635.3
32.5°	1190.7	1172.7	973.8	647.2	566.6	520.4	570.9	593.2	672.9	726.9	735.5
35°	1258.4	1238.7	983.3	727.8	533.3	531.5	527.2	602.6	655.0	688.3	697.9
37.5°	1342.4	1311.6	976.4	685.8	544.3	493.8	503.2	545.2	637.8	699.5	711.6
40°	1453.9	1399.1	976.4	633.5	501.5	462.1	460.3	516.1	556.4	589.8	598.3
42.5°	1603.9	1519.1	978.1	585.5	463.8	429.4	428.6	454.4	477.5	479.3	486.1
45°	1799.4	1659.6	995.2	544.3	430.4	395.2	389.2	406.3	420.9	404.6	403.8
47.5°	2041.1	1835.4	1002.1	511.0	396.9	367.8	363.5	372.9	378.1	357.5	356.6
50°	2333.5	2052.2	1018.4	473.2	367.8	348.0	342.1	345.5	343.7	325.7	325.7
52.5°	2688.3	2317.2	1024.4	432.1	342.9	330.0	323.2	321.5	318.9	307.8	307.8
55°	3103.2	2632.7	1041.6	396.9	320.6	310.4	307.8	306.9	307.8	303.5	303.5
57.5°	3535.3	2958.4	1023.6	365.2	298.3	292.4	297.5	303.5	312.9	319.8	322.3
60°	3912.5	3241.3	893.2	336.9	278.7	279.5	303.5	324.9	341.2	358.3	365.2
62.5°	4194.5	3403.4	709.8	312.0	264.8	279.5	333.5	366.0	370.3	373.8	373.8
65°	4268.3	3391.3	524.7	294.9	257.2	300.8	366.0	376.3	354.0	342.9	340.3
67.5°	4123.4	3183.0	407.2	281.2	252.1	318.0	378.9	358.3	335.2	328.4	322.3
70°	3648.5	2703.8	342.9	267.5	246.9	306.1	372.0	342.1	319.8	312.9	303.5
72.5°	2709.8	1916.0	300.8	252.1	233.1	283.8	354.0	326.6	305.1	294.0	284.6
75°	1528.5	1012.4	269.1	236.6	206.6	258.0	328.4	306.9	286.3	270.1	264.0
77.5°	676.4	427.8	239.2	212.6	184.3	235.8	301.8	281.2	261.5	243.5	238.3
80°	314.7	246.0	204.9	184.3	165.4	218.6	277.7	251.1	232.3	220.3	210.9
82.5°	173.2	150.9	153.4	147.4	143.1	193.7	251.1	219.4	198.0	196.3	161.1
85°	63.4	67.7	90.0	87.5	94.3	148.3	207.5	162.0	142.3	120.0	115.7
87.5°	1.7	4.3	8.6	14.5	24.0	46.3	74.6	69.5	54.8	36.0	39.4
90°	0.0	0.0	0.0	0.0	0.0	0.0	0.0	0.0	0.0	0.0	0.0

(END OF REPORT)